

State of the County 2015

Richmond County, North Carolina



FY 2013-2014 Audit

- Total Fund Balance-\$14,073,392
- Fund Balance Available-\$11,171,369
- % of General Fund Expenditures
31.09%
- Total Property Value-\$3.062 Billion
- Tax Rate-\$0.81
- Collection Rate-95.29%

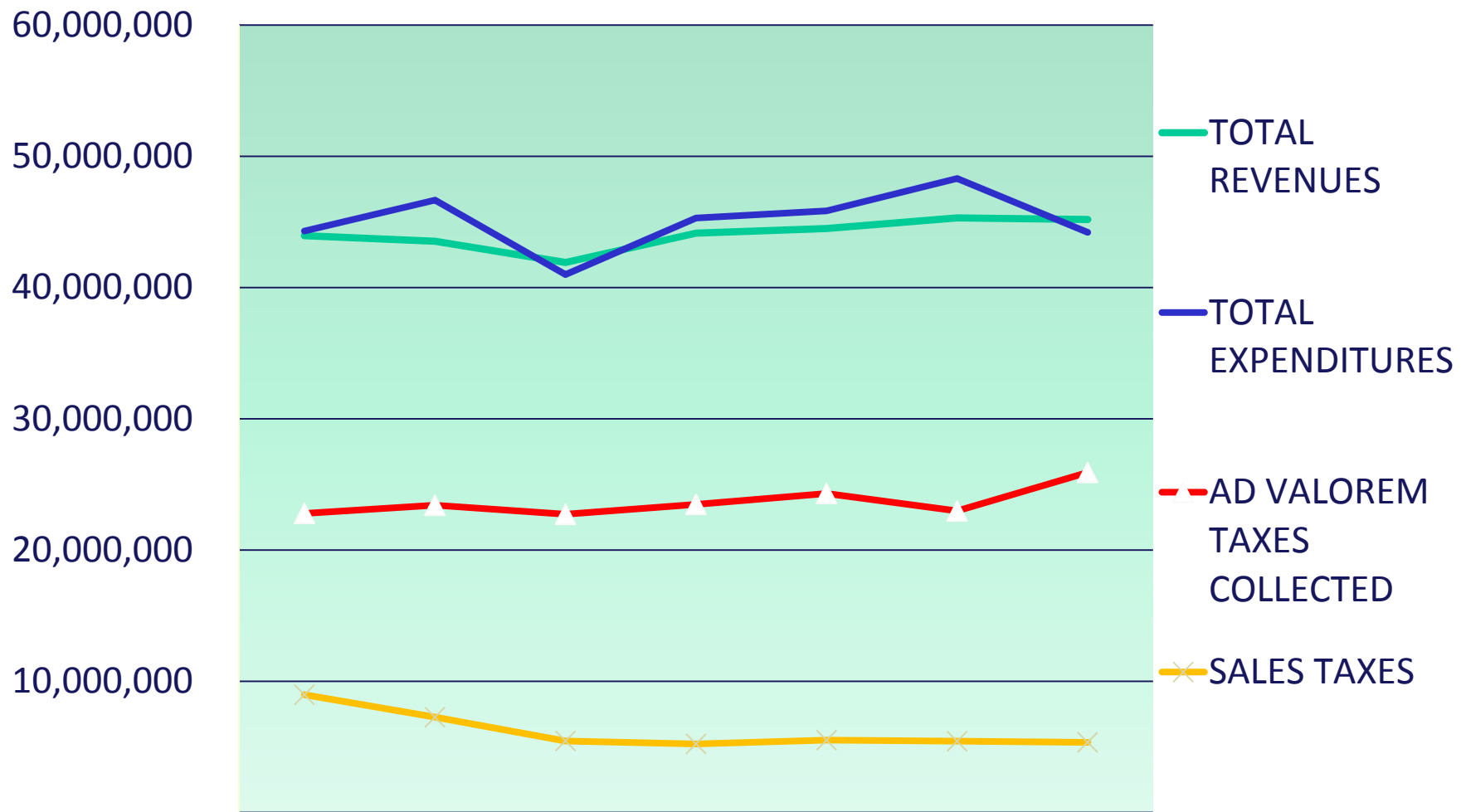


FY 2013-2014 Audit

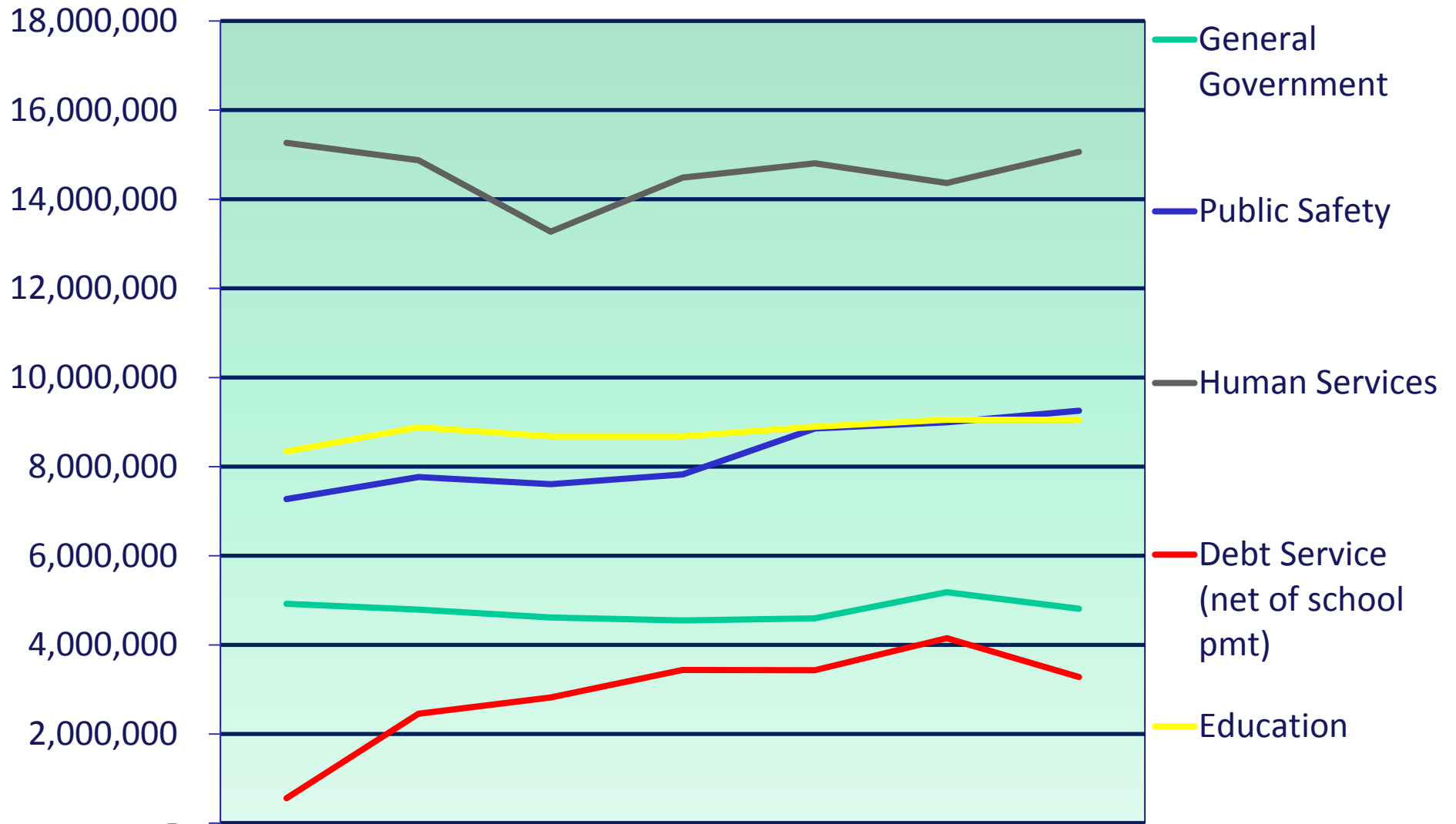
- Fund Balance Budgeted-\$1.278 Million
- Fund Balance Used-\$0
- Cross Training-Job Combination
- Constant Examination of Operations
- Efficiency Measures
- Recurring Cost Cutting
- More Reliance on Technology to Save Staff



Revenues vs. Expenditures with Ad Valorem & Sales Tax Revenue Since 2008



Major Departmental Expenditures Since 2008



4 Yr. Comparison-Total Fund Balance

	Montgomery	Anson	Scotland	Richmond
2011	\$ 5,037,337	\$ 10,794,836	\$ 5,114,540	\$ 11,108,847
2012	\$ 7,959,529	\$ 10,262,071	\$ 5,938,069	\$ 11,471,582
2013	\$ 9,548,848	\$ 11,318,566	\$ 7,462,776	\$ 12,552,704
2014	\$ 12,687,164	\$ 12,124,103	\$ 10,435,240	\$ 14,073,392

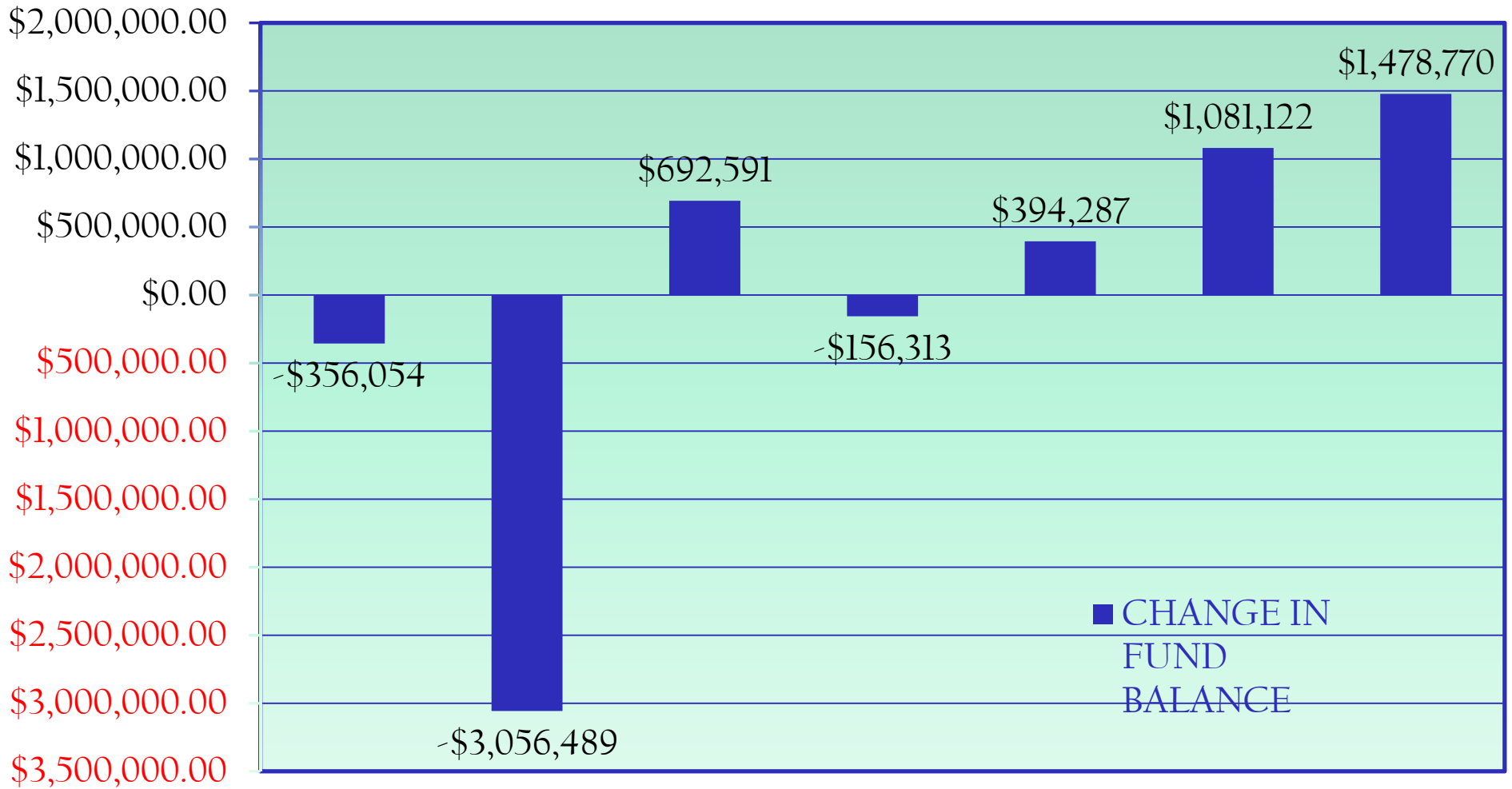


4 Yr. Comparison-Fund Balance Available

	Montgomery	Anson	Scotland	Richmond
2011	\$ 3,684,926	\$ 8,846,171	\$ 2,702,773	\$ 8,184,881
% of GF Expenditures	14.67%	35.98%	6.72%	18.07%
2012	\$ 6,257,964	\$ 8,365,339	\$ 3,562,671	\$ 8,339,496
% of GF Expenditures	24.84%	31.51%	9.81%	18.36%
2013	\$ 7,965,746	\$ 9,415,368	\$ 5,089,889	\$ 9,518,771
% of GF Expenditures	29.69%	38.67%	13.94%	20.16%
2014	\$ 9,987,333	\$ 9,712,754	\$ 7,997,717	\$ 11,171,369
% of GF Expenditures	37.77%	37.62%	22.42%	24.68%



Change in Fund Balance Since 2008

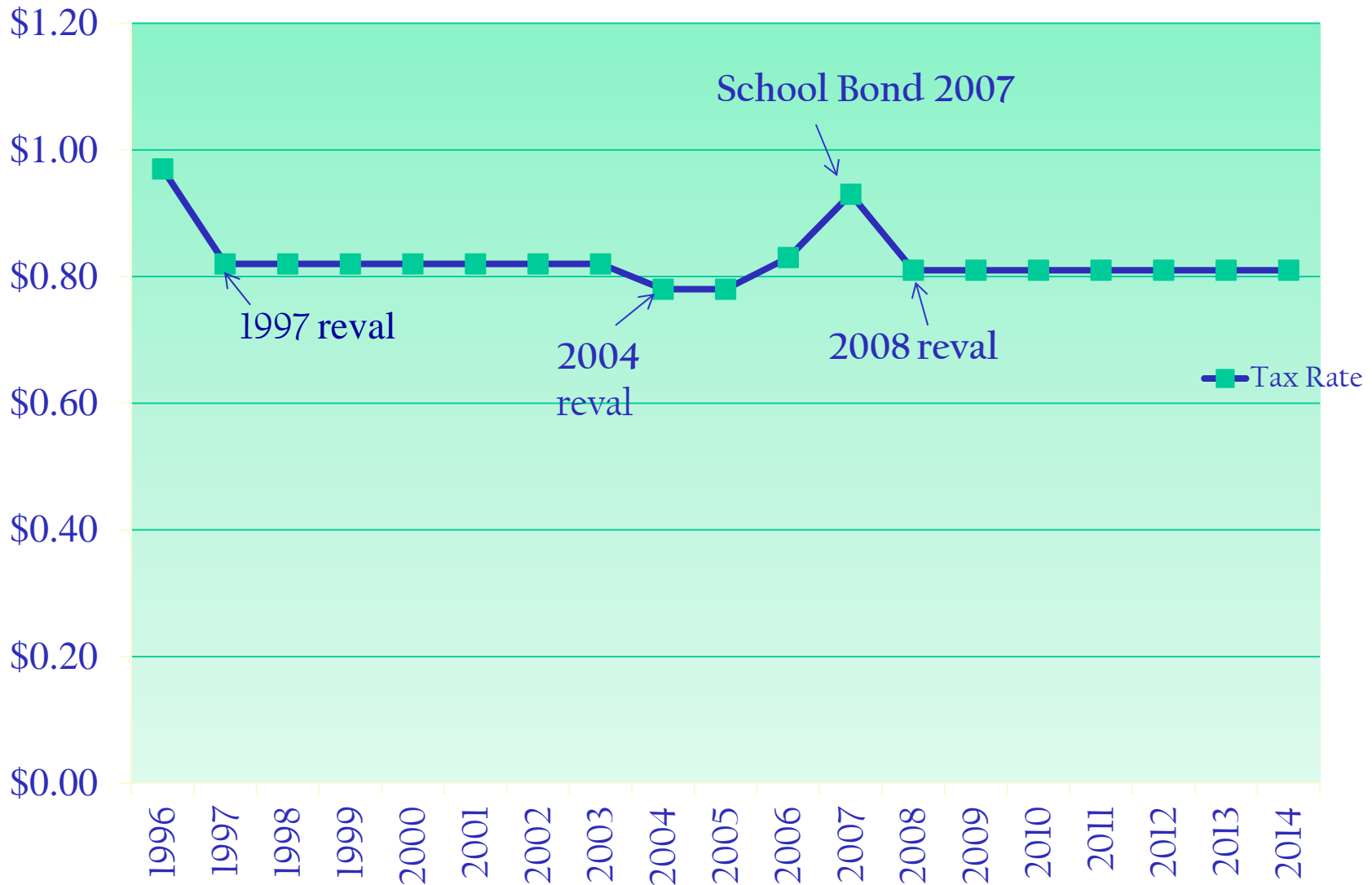


4 Yr. Comparison-Property Tax Info

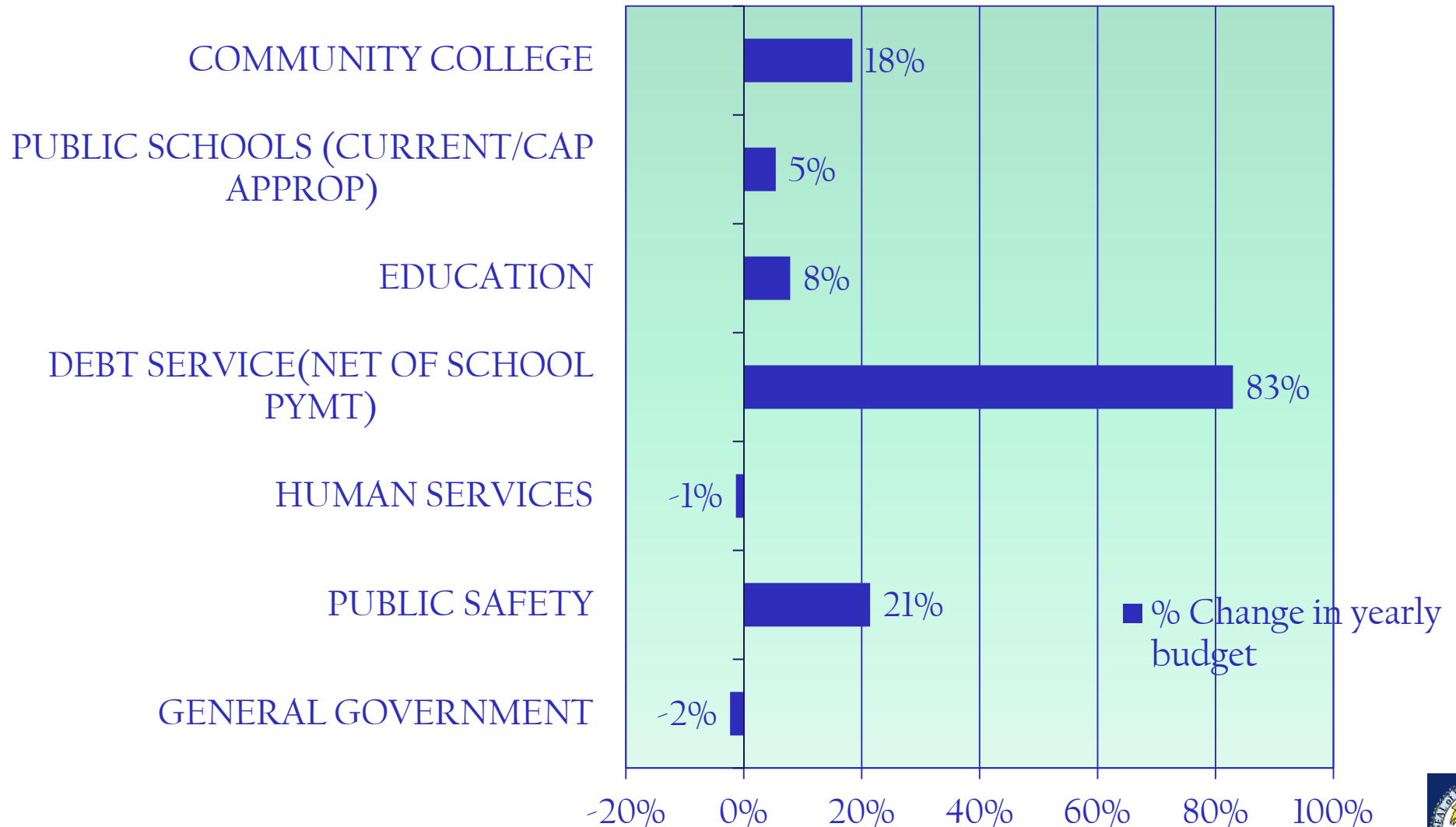
	Montgomery	Anson	Scotland	Richmond
Prop. Tax Collection Rate -2011	96.50%	92.68%	92.76%	94.92%
Prop. Tax Collection Rate -2012	96.32%	92.34%	991.97%	94.31%
Prop. Tax Collection Rate -2013	96.14%	92.39%	92.13%	93.96%
Prop. Tax Collection Rate -2014	97.21%	92.41%	94.30%	95.29%
Prop. Tax Rate - 2011	\$ 0.67	\$ 0.767	\$ 1.02	\$ 0.81
Prop. Tax Rate - 2012	\$ 0.67	\$ 0.767	\$ 0.99	\$ 0.81
Prop. Tax Rate - 2013	\$ 0.57	\$ 0.767	\$ 1.03	\$ 0.81
Prop. Tax Rate - 2014	\$ 0.57	\$ 0.767	\$ 1.03	\$ 0.81
Total Property Value - 2011	\$ 2,324,027,948	\$ 1,716,757,476	\$ 1,959,984,600	\$ 2,911,563,391
Total Property Value - 2012	\$ 2,326,074,425	\$ 1,707,207,543	\$ 2,016,602,253	\$ 3,016,421,429
Total Property Value - 2013	\$ 2,889,377,930	\$ 1,721,918,915	\$ 2,037,182,361	\$ 3,017,111,582
Total Property Value - 2014	\$ 2,930,843,447	\$ 1,734,698,699	\$ 2,063,731,352	\$ 3,062,680,734
	\$ 606,815,499	\$ 17,941,223	\$ 103,746,752	\$ 151,117,343
Percentage Increase	26.11%	1.05%	5.29%	5.19%



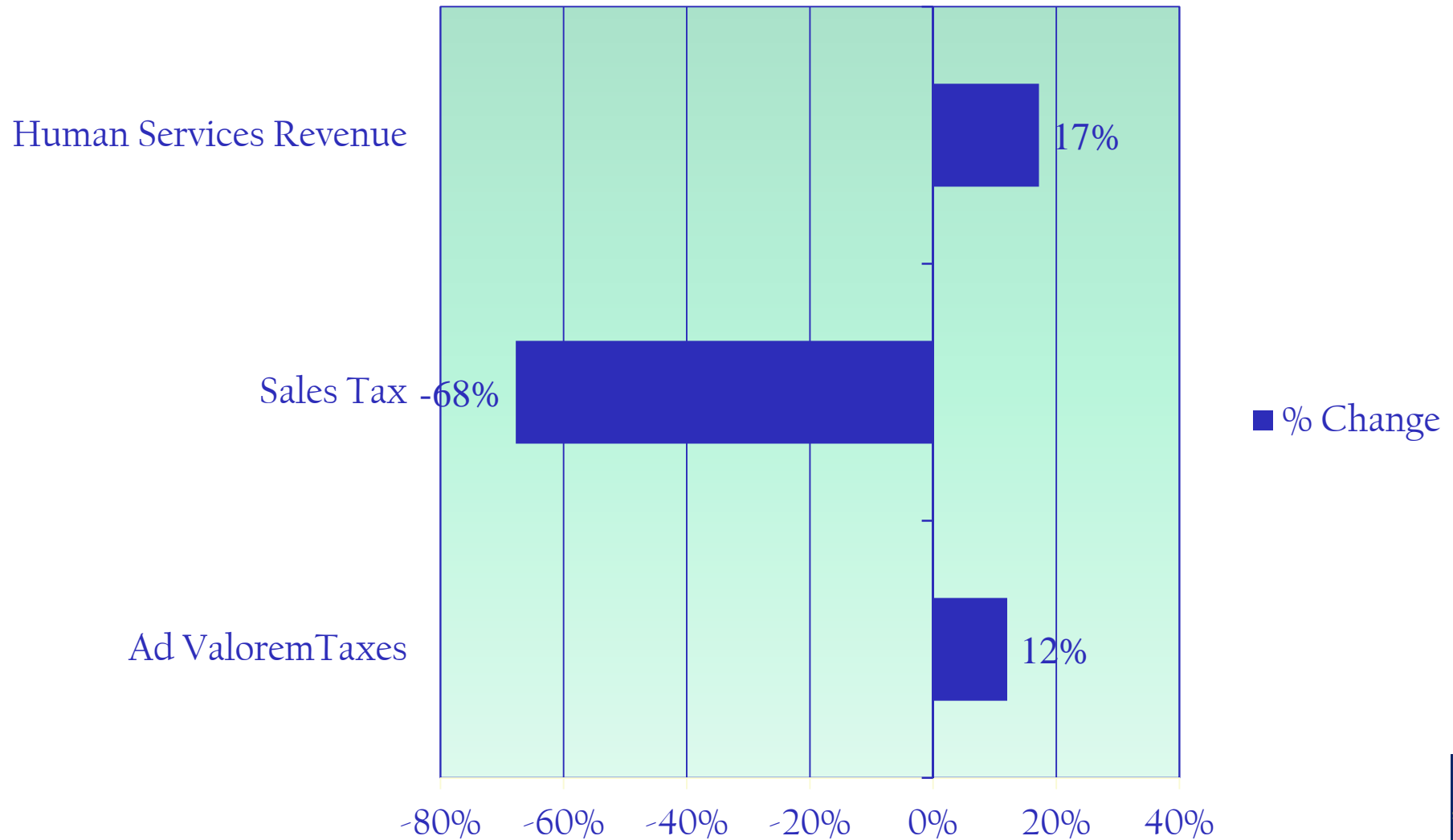
Property Tax Rates Since 1996



Percentage Increase in Expenditures Since 2008



Percentage Increase in Revenues Since 2008



Projects from Commissioners Retreat

Project	Cost	Status
Upgrade County Website	Estimated 60-70k	Complete (under budget)
New Tax Software	400-700k	Under Investigation
Relocating Servers	250k	Completed
RCC Needs Immediate (roof sidewalk): Short Term (Cole roof): Long Term (parking repair):	170k 237k 575k	Immediate complete FY 14/15 FY 15/16
Rockingham Parks & Rec		Referendum Failed
Occupancy Courthouse	150k	ongoing
Board of Election Space		ongoing (above)
Consolidated facility (Tax, Water etc)	tbd	Being addressed First Bank Building
New 911 Center		Applying for Grant



Projects from Commissioners Retreat cont.

Project	Cost	Status
Jail	14 million	
Combined Maintenance Facility	500k	Under Construction
New Water Maintenance Facility	300k	Under Construction



Summary of Projects

- 12 Requested Projects from Commissioners
- 3 have been completed
- 6 projects are currently under construction—
or being addressed
- 1 project (tax software) under consideration
- 1 parks and rec voted down by citizens
- 1 (jail) has not been addressed

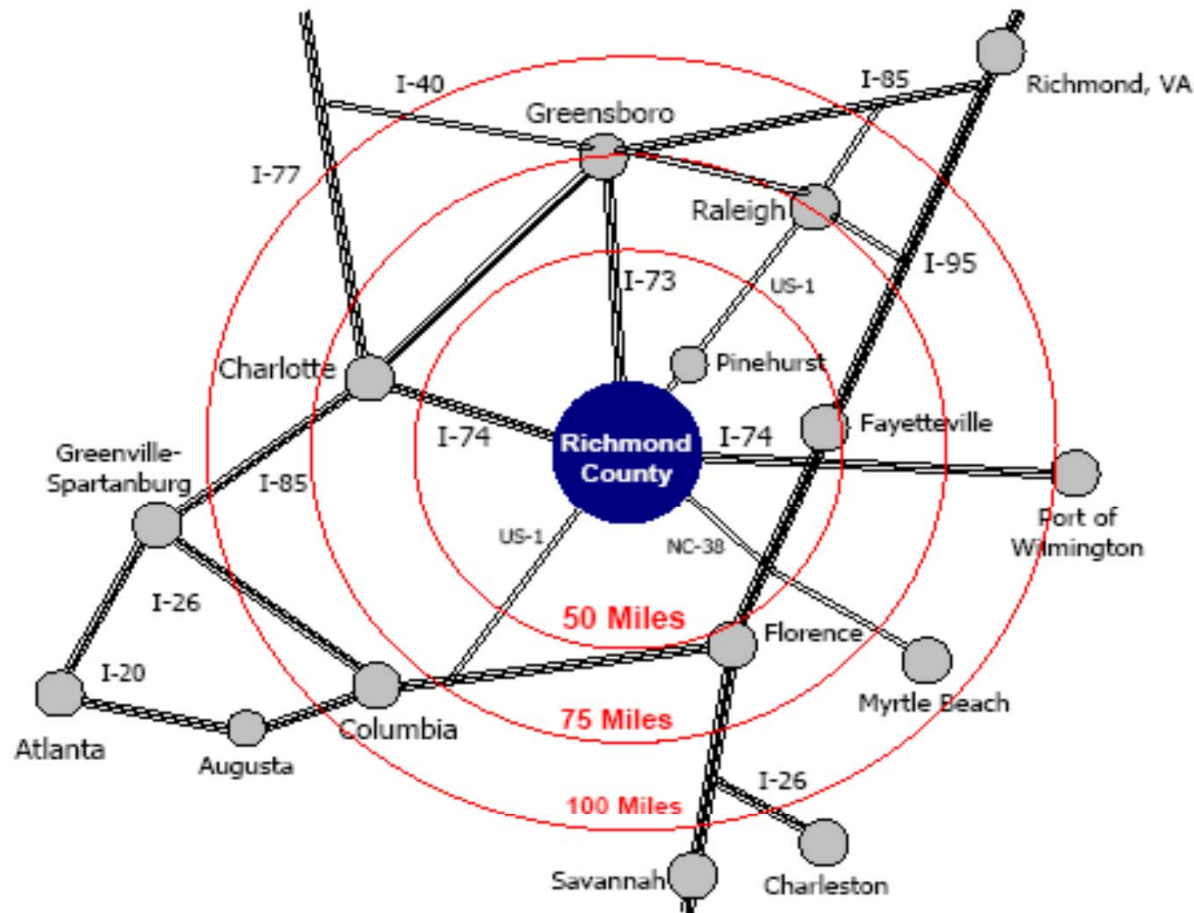


Economic Development



Richmond County, North Carolina

www.richmondnced.com



Mileage to regional points of interest

- Atlanta 315
- Charlotte 70
- Columbia 126
- Florence 61
- Greensboro 82
- Greenville-Spartanburg 147
- Myrtle Beach 113
- Pinehurst 30
- Raleigh 90
- Wilmington 125
- Interstate 95 55



State of N.C. Incentives

- JDIG, Job Development Investment Act
 - Discretionary incentive capable of providing sustained annual grants to new and expanding businesses measured against a percentage of withholding taxes paid by new employees.
 - Grant reserved for projects of larger size approx 175+ employees paying average wages. Grant considers all new jobs and investment over a 5 year period
- One North Carolina Fund
 - Discretionary fund which incents job growth by awarding a grant from \$1,000-\$3000 per new job created.
 - Grant reserved for projects less than the approx 175 employees,. One NC Fund considers all new jobs and investment over a 3 year period
- Use of All NC Commerce Programs: JDIG, One NC, CDBG, IDF



Local Incentives

- Richmond County Grant Program
 - Free Land or low cost for qualified project
 - No building permit fee
 - Infrastructure/site preparation grants possible
 - Job creation grants possible
 - Property tax grant based on total investment
 - Five year grant period
 - 50%-85% based on total investment



Other Advantages

- Full Support of County Commissioners-not like this in all county's
- Cooperation among Allies-Municipalities, RCC, DOC, NCSE, Utilities, NCDOT, Commercial Brokers
- Rural Center and Golden Leaf Grants
- “Big Fish in a Small Pond”
- County staff
- Fast-track approval process
- Adequate infrastructure and capacities



Economic Development Announcements

COUNTY	2008-2014 Totals		
	ANNOUNCEMENTS	NUMBER OF JOBS	TOTAL INVESTMENT
Anson	5	202	\$ 15,800,000
Bladen	8	186	\$ 85,544,000
Brunswick	15	489	\$ 62,515,000
Columbus	13	391	\$ 73,860,000
Cumberland	17	1277	\$ 364,836,000
Hoke	5	232	\$ 116,100,000
Montgomery	7	857	\$ 173,500,000
New Hanover	15	3489	\$ 988,110,000
Pender	3	190	\$ 28,650,000
Richmond	18	818	\$ 894,150,000
Robeson	17	888	\$ 84,038,044
Sampson	8	435	\$ 524,361,000
Scotland	15	794	\$ 405,450,000



Economic Development Announcement Summary

- 18 Economic Development Announcements since 2008
- 2nd behind New Hanover County for job announcements and investment in the Southeast Region
- Half of all announcements (9) were supported and funded by NC Department of Commerce Grants
 - 2 JDIG (2nd in Southeast Region behind New Hanover County)
 - 7 One NC Fund

